














### In-ceiling Speakers

No.	Model	Product	Image	Short Description	MOQ (pcs)	Remarks
1	LS-531	<a href="#">5" 30W 8Ω Frameless Magnetic Grille 2-Way Coaxial In-ceiling Speaker</a>		Rated Power: 30W Line input: 8Ω Speaker driver: 5"PP + 0.75" Silk soft dome	200	
2	LS-641	<a href="#">6" 40W 8Ω Frameless Magnetic Grille 2-Way Coaxial In-ceiling Speaker</a>		Rated Power: 40W Line input: 8Ω Speaker driver: 6" PP + 1" Silk soft dome	200	
3	LS-851	<a href="#">8" 50W 8Ω Frameless Magnetic Grille 2-Way Coaxial In-ceiling Speaker</a>		Rated Power: 40W Line input: 8Ω Speaker driver: 8"PP + 1" Silk soft dome	200	
4	L-556	<a href="#">5" 8Ω Slim Edge ABS Ceiling Speaker with Silk Tweeter</a>		Rated power: 20W Line input: 8Ω 5" Paper woofer + ¾" silk tweeter	300	
5	L-656	<a href="#">6" 8Ω Slim Edge ABS Ceiling Speaker with Silk Tweeter</a>		Rated power: 30W Line input: 8Ω 6" Paper woofer + ¾" silk tweeter	300	
6	L-856	<a href="#">8" 8Ω Slim Edge ABS Ceiling Speaker with Silk Tweeter</a>		Rated power: 40W Line input: 8Ω 8" Paper woofer + 1" silk tweeter	300	
7	LS-D5	<a href="#">5" 8Ω Frameless Magnetic Grille 2-way Coaxial Ceiling Speaker</a>		Rated power: 25W Max. power: 50W Input: 8Ω Sensitivity (1W/1M): 89dB±3dB Fre. Response: 100Hz-20KHz Speaker unit: LF5"x1 FT: 0.75"x1 Hole for mounting: Φ173mm Dimension: Φ212 x D85 Net Weight: 1.1KG	300	
8	LS-D6	<a href="#">6.5" 8Ω Frameless Magnetic Grille 2-way Coaxial Ceiling Speaker</a>		Rated power: 35W Max. power: 70W Input: 8Ω Sensitivity (1W/1M): 91dB±3dB Fre. Response: 100Hz-20KHz Speaker unit: LF6.5"x1 TF: 0.75"x1 Hole for mounting: Φ215mm Dimension: Φ252 x D98mm Net Weight: 1.4KG	300	
9	LS-D25	<a href="#">5" 8Ω Frameless Magnetic Grille 2-way Coaxial Ceiling Speaker</a>		Rated power (100V): 30W Max. power: 60W Input: 8Ω Sensitivity (1W/1M): 92dB±3dB Fre. Response: 100-20KHz Speaker unit: LF: 5"x1 TF: 0.75"x1 Hole for mounting: Φ190mm Dimension: Φ210x D87mm Net Weight: 1.2KG	300	
10	LS-D26	<a href="#">6.5" 8Ω Frameless Magnetic Grille 2-way Coaxial Ceiling Speaker</a>		Rated power (100V): 40W Max. power: 80W Input: 8Ω Sensitivity (1W/1M): 90dB±3dB Fre. Response: 90Hz-20KHz Speaker unit: 6.5"x1 FT: 0.75"x1 Hole for mounting: Φ232mm Dimension: Φ245x D95mm Net Weight: 1.8KG	300	






11	L-501L	<a href="#">6 1/2" 10W ABS Slim Edge Ceiling Speaker (8Ω)</a>		Rated power: 10W Line input: 8Ω Speaker driver: 6 1/2" paper cone	300	
12	L-502L	<a href="#">8" 35W ABS Slim Edge Coaxial Ceiling Speaker (8Ω)</a>		Rated power: 35W Line input: 8Ω Speaker driver: 8" woofer + 1/2" tweeter	300	
13	L-507	<a href="#">5" 8Ω Ceiling Speaker with 1/2" Mylar Rotatable Tweeter</a>		Rated power: 20W Line input: 8Ω 5" PP woofer + 1/2" rotatable Mylar tweeter	300	
14	L-607	<a href="#">6" 8Ω Ceiling Speaker with 1/2" Mylar Rotatable Tweeter</a>		Rated power: 30W Line input: 8Ω 6" PP woofer + 1/2" rotatable Mylar tweeter	300	
15	L-807	<a href="#">8" 8Ω Ceiling Speaker with 1/2" Mylar Rotatable Tweeter</a>		Rated power: 40W Line input: 8Ω 8" PP woofer + 1/2" rotatable Mylar tweeter	300	
16	L-511	<a href="#">5" 8Ω Ceiling Speaker with 1/2" Mylar Tweeter</a>		Rated power: 20W Line input: 8Ω 5" PP cone woofer + 1/2" Mylar tweeter	300	
17	L-611	<a href="#">6" 8Ω Ceiling Speaker with 1/2" Mylar Tweeter</a>		Rated power: 30W Line input: 8Ω 6" PP cone woofer + 1/2" Mylar tweeter	300	
18	L-811	<a href="#">8" 8Ω Ceiling Speaker with 1/2" Mylar Tweeter</a>		Rated power: 40W Line input: 8Ω 8" PP cone woofer + 1/2" Mylar tweeter	300	
19	L-461	<a href="#">4" 8Ω Waterproof Ceiling Speaker IP44</a>		Rated power: 20W Line input: 8Ω Woofer speaker driver: 4" PP cone Waterproof: IP44	300	
20	L-561	<a href="#">5" 8Ω Waterproof Ceiling Speaker IP44</a>		Rated power: 25W Line input: 8Ω Woofer speaker driver: 5" PP cone Waterproof: IP44	300	
21	L-661	<a href="#">6" 8Ω Waterproof Ceiling Speaker IP44</a>		Rated power: 25W Line input: 8Ω Woofer speaker driver: 6" PP cone Waterproof: IP44	300	
22	L-462	<a href="#">4" 4Ω Waterproof Ceiling Speaker IP44</a>		Rated power: 18W Line input: 4Ω Woofer speaker driver: 4" PP cone Waterproof: IP44	300	
23	L-562	<a href="#">5" 4Ω Waterproof Ceiling Speaker IP44</a>		Rated power: 20W Line input: 4Ω Woofer speaker driver: 5" PP cone Waterproof: IP44	300	
24	L-662	<a href="#">6" 4Ω Waterproof Ceiling Speaker IP44</a>		Rated power: 20W Line input: 4Ω Woofer speaker driver: 6" PP cone Waterproof: IP44	300	
25	LS-881	<a href="#">8" 100W 8Ω 2-Way Coaxial In-ceiling Speaker</a>		Rated power: 100W Max power: 150W Line input: 8Ω Speaker driver: 8" PP + 1" Silk soft dome	200	
26	LS-881T	<a href="#">8" 100W 100V 2-Way Coaxial In-ceiling Speaker</a>		Rated power: 25W/50W/100W Max power: 125W Line input: 100V Speaker driver: 8" PP + 1" Silk soft dome	200	

27	L-406K	<a href="#">4" 8Ω Ceiling Speaker with ABS Cover</a>		Rated power: 20W Line input: 8Ω 4" PP cone + 1" Mylar	300	
28	L-506K	<a href="#">5" 8Ω Ceiling Speaker with ABS Cover</a>		Rated power: 30W Line input: 8Ω 5" PP cone + 1" Mylar	300	
29	L-606K	<a href="#">6" 8Ω Ceiling Speaker with ABS Cover</a>		Rated power: 40W Line input: 8Ω 6" PP cone + 1" Mylar	300	
30	L-511K	<a href="#">5" 8Ω Ceiling Speaker with 1/2" Mylar Tweeter and ABS Back Cover</a>		Rated power: 20W Line input: 8Ω 5" PP woofer + 1/2" Mylar tweeter	300	
31	L-611K	<a href="#">6" 8Ω Ceiling Speaker with 1/2" Mylar Tweeter and ABS Back Cover</a>		Rated power: 30W Line input: 8Ω 6" PP woofer + 1/2" Mylar tweeter	300	
32	L-811K	<a href="#">8" 8Ω Ceiling Speaker with 1/2" Mylar Tweeter and ABS Back Cover</a>		Rated power: 40W Line input: 8Ω 8" PP woofer + 1/2" Mylar tweeter	300	

**Remarks:**






- 1, Above prices are based on FOB terms for FCL order, EXW terms will be applied for LCL.
- 2, Price validity period is 30 days.
- 3, Product quality warranty period is 1 year.
- 4, OEM is available.

### In-wall Speakers

No.	Model	Product	Image	Short Description	MOQ (pcs)	Remarks
1	L-412	<a href="#">4" 8Ω In Wall/Ceiling Mount Speaker with 1" Mylar Tweeter</a>		Power handling (RMS): 10W Line Input: 8Ω Sensitivity: 87dB Frequency range: 100Hz-20KHz Speaker driver size: 4" PP + 1" Mylar	300	
2	L-512	<a href="#">5" 8Ω In Wall/Ceiling Mount Speaker with 1" Mylar Tweeter</a>		Power handling (RMS): 20W Line Input: 8Ω Sensitivity: 88dB Frequency range: 90Hz-20KHz Speaker driver size: 5" PP + 1" Mylar	300	
3	L-612	<a href="#">6" 8Ω In Wall/Ceiling Mount Speaker with 1" Mylar Tweeter</a>		Power handling (RMS): 30W Line Input: 8Ω Sensitivity: 88dB Frequency range: 80Hz-20KHz Speaker driver size: 6" PP + 1" Mylar	300	
4	L-812	<a href="#">8" 8Ω In Wall/Ceiling Mount Speaker with 1" Mylar Tweeter</a>		Power handling (RMS): 40W Line Input: 8Ω Sensitivity: 88dB Frequency range: 40Hz-20KHz Speaker driver size: 8" PP + 1" Mylar	300	
5	IW-61	<a href="#">6.5" Frameless Magnetic Grille 2-way In-wall Speaker</a>		Power handling (RMS): 30W Impedance: 8Ω Sensitivity: 86dB Frequency range: 50Hz-20KHz Speaker driver: 6.5" Graphite + 1" Titanium	300	
6	IW-81	<a href="#">8" Frameless Magnetic Grille 2-way In-wall Speaker</a>		Power handling (RMS): 40W Impedance: 8Ω Sensitivity: 86dB Frequency range: 40Hz-20KHz Speaker driver: 8" Graphite + 1" Titanium	300	
7	LCR-51	<a href="#">Dual 5" Frameless Magnetic Grille In-wall LCR Center Channel Speaker</a>		Power handling (RMS): 30W Impedance: 8Ω Sensitivity: 86dB Frequency range: 65Hz-20KHz Speaker driver: 5"x2 Graphite + 1" Titanium	300	
8	LCR-61	<a href="#">Dual 6.5" Frameless Magnetic Grille In-wall LCR Center Channel Speaker</a>		Power handling (RMS): 40W Impedance: 8Ω Sensitivity: 87dB Frequency range: 51Hz-20KHz Speaker driver: 6.5"x2 Graphite + 1" Titanium	300	
9	LCR-81	<a href="#">Dual 8" Frameless Magnetic Grille In-wall LCR Center Channel Speaker</a>		Power handling (RMS): 50W Impedance: 8Ω Sensitivity: 87dB Frequency range: 43Hz-20KHz Speaker driver: 8"x2 Graphite + 1" Titanium	300	
10	IW-60	<a href="#">6.5" Frameless Magnetic Grille 2-way In-wall Speaker</a>		Power handling (RMS): 40W Impedance: 8Ω Sensitivity: 85dB Frequency range: 46Hz-20KHz Speaker driver: 6.5" Graphite + 1" Titanium	300	
11	IW-80	<a href="#">8" Frameless Magnetic Grille 2-way In-wall Speaker</a>		Power handling (RMS): 50W Impedance: 8Ω Sensitivity: 85dB Frequency range: 40Hz-20KHz Speaker driver: 8" Graphite + 1" Titanium	300	
12	LCR-50	<a href="#">Dual 5" Frameless Magnetic Grille In-wall LCR Center Channel Speaker</a>		Power handling (RMS): 40W Impedance: 8Ω Sensitivity: 86dB Frequency range: 72Hz-20KHz Speaker driver: 5"x2 Graphite + 1" Silk Soft Dome	300	

**Remarks:**




1. Above prices are based on FOB terms for FCL order, EXW terms will be applied for LCL.
2. Price validity period is 30 days.
3. Product quality warranty period is 1 year.
4. OEM is available.

On Wall Speakers						
No.	Model	Product	Image	Short Description	MOQ (pcs)	Remarks
1	FS-3118	<a href="#">Home Theater Mini Wall Mount Satellite Speaker</a>		Rated power: 10W/8Ω 3" woofer speaker driver With quick installation bracket	500	
2	FS-3119	<a href="#">Fashion Mini Wall Mount PA Speaker</a>		Rated power: 10W/100V 3" woofer speaker driver With quick installation bracket	500	
3	F-23S	<a href="#">3" 6W On Wall Mount Cabinet Speaker with Power Taps</a>		Rated power: 6W Line input: 70V/100V/8Ω Speaker driver: 3" PP + 1" Mylar	300	
4	FS-3430	<a href="#">4" 30W Dual Woofer Indoor OnWall Surface Mount Speaker</a>		Power handling (RMS): 30W Impedance: 8 Ohms 4"x2 PP woofer + 1"x1 Silk tweeter	200	
5	F-30	<a href="#">3" 8Ω On Wall Mount Cabinet Speaker</a>		Rated power: 15W Line input: 8Ω Speaker driver: 3½" PP + 1" tweeter	300	
6	F-40	<a href="#">4" 8Ω On Wall Mount Cabinet Speaker</a>		Rated power: 20W Line input: 8Ω Speaker driver: 4" PP + 1" tweeter	300	
7	F-50	<a href="#">5" 8Ω On Wall Mount Cabinet Speaker</a>		Rated power: 30W Line input: 8Ω Speaker driver: 5" PP + 1" tweeter	300	
8	F-60	<a href="#">6" 8Ω On Wall Mount Cabinet Speaker</a>		Rated power: 40W Line input: 8Ω Speaker driver: 6" PP + 1" tweeter	300	
9	F-44	<a href="#">4"~ 8Ω On Wall Mount Cabinet Speaker</a>		Rated power: 20W Line input: 8Ω Speaker driver: 4" PP + 1" tweeter	300	
10	F-54	<a href="#">5" 8Ω On Wall Mount Cabinet Speaker</a>		Rated power: 30W Line input: 8Ω Speaker driver: 5" PP + 1" tweeter	300	
11	F-64	<a href="#">6" 8Ω On Wall Mount Cabinet Speaker</a>		Rated power: 40W Line input: 8Ω Speaker driver: 6" PP + 1" tweeter	300	
12	F-84	<a href="#">8" 8Ω On Wall Mount Cabinet Speaker</a>		Rated power: 60W Line input: 8Ω Speaker driver: 8" PP + 1" tweeter	300	

**Remarks:**

- 1, Above prices are based on FOB terms for FCL order, EXW terms will be applied for LCL.
- 2, Price validity period is 30 days.
- 3, Product quality warranty period is 1 year.
- 4, OEM is available.






### Pendant Speakers







No.	Model	Product	Image	Short Description	MOQ (pcs)	Remarks
1	HS-3404	<a href="#">4" All Weatherproof Landscape Speaker</a> <a href="#">Ceiling Hanging</a>		Rated power: 20W Line input: 70V/100V/8Ω 4" woofer + 0.75" tweeter IP66 All waterproof	300	
2	HS-3504	<a href="#">5.25" All Weatherproof Landscape Speaker</a> <a href="#">Ceiling Hanging</a>		Rated power: 30W Line input: 70V/100V/8Ω 5.25" woofer + 1" tweeter IP66 All waterproof	300	
3	HS-3604	<a href="#">6.5" All Weatherproof Landscape Speaker</a> <a href="#">Ceiling Hanging</a>		Rated power: 40W Line input: 70V/100V/8Ω 6½" woofer + 1" tweeter IP66 All waterproof	300	
4	HS-5404	<a href="#">4" 20W Pendant Speaker</a>		Rated power: 20W Power taps: 2.5/5/10/20W/0/8Ω Line input: 70V/100V/8Ω 4" woofer + 0.75" silk tweeter	300	
5	HS-5504	<a href="#">5" 30W Pendant Speaker</a>		Rated power: 30W Power taps: 3.75/7.5/15/30W/0/8Ω Line input: 70V/100V/8Ω 5.25" woofer + 1" silk tweeter	300	
6	HS-5604	<a href="#">6.5" 40W Pendant Speaker</a>		Rated power: 40W Power taps: 5/10/20/40W/0/8Ω Line input: 70V/100V/8Ω 6.5" woofer + 1" silk tweeter	300	
7	HS-5804	<a href="#">8" 50W Pendant Speaker</a>		Rated power: 50W Power taps: 6.25/12.5/25/50W/0/8Ω Line input: 70V/100V/8Ω 8" woofer + 1.1" silk tweeter	300	
8	HS-6404	<a href="#">4" 20W Indoor/Outdoor IP66 Waterproof Pendant Speaker</a>		Rated power: 20W Line input: 70V/100V/8Ω 4" woofer + silk tweeter IP66 All weatherproof With optimal bass enhancement radiator	300	
9	HS-6504	<a href="#">5" 30W Indoor/Outdoor IP66 Waterproof Pendant Speaker</a>		Rated power: 30W Line input: 70V/100V/8Ω 5" woofer + silk tweeter IP66 All weatherproof With optimal bass enhancement radiator	300	
10	HS-6604	<a href="#">6.5" 40W Indoor/Outdoor IP66 Waterproof Pendant Speaker</a>		Rated power: 40W Line input: 70V/100V/8Ω 6½" woofer + silk tweeter IP66 All weatherproof With optimal bass enhancement radiator	300	
11	HS-6804	<a href="#">8" 50W Indoor/Outdoor IP66 Waterproof Pendant Speaker</a>		Rated power: 50W Line input: 70V/100V/8Ω 8" woofer + silk tweeter IP66 All weatherproof With optimal bass enhancement radiator	300	

**Remarks:**

- 1, Above prices are based on FOB terms for FCL order, EXW terms will be applied for LCL.
- 2, Price validity period is 30 days.
- 3, Product quality warranty period is 1 year.
- 4, OEM is available.

### Outdoor Speakers

No.	Model	Product	Image	Short Description	MOQ (pcs)	Remarks
1	FS-3520	<a href="#">20W Outdoor Waterproof Wall Mount Speaker</a>		Rated power: 20W Line input: 70V/100V/8Ω Speaker driver: 5"+1" Waterproof IP66	200	
2	FS-3640	<a href="#">40W Outdoor Waterproof Wall Mount Speaker</a>		Rated power: 40W Line input: 70V/100V/8Ω Speaker driver: 6.5"+1" Waterproof IP65	200	
3	FS-3850	<a href="#">50W Outdoor Waterproof Wall Mount Speaker</a>		Rated power: 50W Line input: 70V/100V/8Ω Speaker driver: 8"+1" Waterproof IP65	200	
4	FS-6430	<a href="#">4.5" 30W Outdoor All Weather Waterproof Wall Mount Speaker</a>		Rated power: 30W Line input: 70V/100V/8Ω 4½" woofer + 1" silk soft dome IP66 All waterproof	200	
5	FS-6640	<a href="#">6.5" 40W Outdoor All Weather Waterproof Wall Mount Speaker</a>		Rated power: 40W Line input: 70V/100V/8Ω 6½" woofer + 1" silk soft dome IP66 All waterproof	200	
6	FS-6850	<a href="#">8" 40W Outdoor All Weather Waterproof Wall Mount Speaker</a>		Rated power: 50W Line input: 70V/100V/8Ω 8" woofer + 1" silk soft dome IP66 All waterproof	200	
7	FS-4420	<a href="#">4 inch 20W 2-Way Outdoor Waterproof Wall Mount Patio Speaker</a>		Rated power: 20W Power taps: 4/8/15/20W Line input: 70V/100V/8Ω Speaker driver: 4" +1" IP66 Waterproof	200	
7	FS-440	<a href="#">4½" 40W/8Ω Outdoor Wall Mount Speaker</a>		Rated power (8Ω): 40W Max. power: 80W Input: 8Ω Sensitivity (1W/1M): 92dB±3dB Fre. Response: 90KHz -16KHz Speaker unit LF: 4.5"x1 TF: 0.75"x1 Dimension (H*W*D): 145x240x190mm Net Weight: 1.6CKG	100	
8	FS-440TS	<a href="#">4½" 40W Outdoor Wall Mount Speaker with Power Taps</a>		Rated power (100V): 5W/10W/20W/40W Rated power (70V): 2.5W/5W/10W/20W/40W Rated power (8Ω): 40W Max. power: 80W Input: 70V/100V/8Ω Sensitivity (1W/1M): 92dB±3dB Fre. Response: 90Hz-16KHz Speaker unit LF: 4.5"x1 TF: 0.75"x1 Dimension (H*W*D): 145x240x190mm Net Weight: 1.82KG	100	

9	FS-31S	<a href="#">3" On Wall Mount Cabinet Speaker with Power Taps</a>		Rated power: 15W Line input: 70V/100V/4Ω Woofer speaker driver: 3"	300	
10	FS-51S	<a href="#">5" On Wall Mount Cabinet Speaker with Power Taps</a>		Rated power: 30W Line input: 70V/100V/4Ω Woofer speaker driver: 5"	300	
11	F-49S	<a href="#">4" On Wall Mount Cabinet Speaker with Power Taps</a>		Rated power: 20W Line input: 70V/100V/8Ω Speaker driver: 4" + 1" tweeter	300	
13	F-69S	<a href="#">6½" On Wall Mount Cabinet Speaker with Power Taps</a>		Rated power: 60W Line input: 70V/100V/8Ω Speaker driver: 6½" + 1" tweeter	300	
14	F-530T	<a href="#">5" 30W Fashion Wall Mount Speaker</a>		Rated power (100V): 3.75W/7.5W/15W/30W Rated power (70V): 1.8W/3.75W/7.5W/15W/30W Max. power: 60W Input: 70V/100V/8Ω Sensitivity (1W/1M): 91dB±3dB Fre. Response: 130Hz-15KHz Speaker unit: LF: 5"x1 TF: 1"x1 Dimension (H*W*D): 295x196x157mm	200	
15	FS-640	<a href="#">6.5" 40W Wall Mount Speaker</a>		Rated power (100V): 5W/10W/20W/40W Rated power (70V): 2.5W/5W/10W/20W/40W Rated power (8Ω): 40W Max. power: 80W Input: 70V/100V/8Ω Sensitivity (1W/1M): 94dB±3dB Fre. Response: 100-15KHz Speaker unit: LF: 6.5"x1 TF: 1"x1 Dimension (H*W*D): Net Weight: 3.5KG	200	
16	WS-3404	<a href="#">4" All Weatherproof Landscape Speaker</a> <a href="#">Wall Mount</a>		Rated power: 20W Line input: 70V/100V/8Ω 4" woofer + 0.75" tweeter IP66 All waterproof	200	
17	WS-3504	<a href="#">5.25" All Weatherproof Landscape Speaker</a> <a href="#">Wall Mount</a>		Rated power: 30W Line input: 70V/100V/8Ω 5.25" woofer + 1" tweeter IP66 All waterproof	200	
18	WS-3604	<a href="#">6.5" All Weatherproof Landscape Speaker</a> <a href="#">Wall Mount</a>		Rated power: 40W Line input: 70V/100V/8Ω 6½" woofer + 1" tweeter IP66 All waterproof	200	
19	PS-3404	<a href="#">4" All Weatherproof Landscape Speaker</a> <a href="#">Ground Stand</a>		Rated power: 20W Line input: 70V/100V/8Ω 4" woofer + 0.75" tweeter IP66 All waterproof	200	
20	PS-3504	<a href="#">5.25" All Weatherproof Landscape Speaker</a> <a href="#">Ground Stand</a>		Rated power: 30W Line input: 70V/100V/8Ω 5.25" woofer + 1" tweeter IP66 All waterproof	200	
21	PS-3604	<a href="#">6.5" All Weatherproof Landscape Speaker</a> <a href="#">Ground Stand</a>		Rated power: 40W Line input: 70V/100V/8Ω 6½" woofer + 1" tweeter IP66 All waterproof	200	

**Remarks:**

- 1, Above prices are based on FOB terms for FCL order, EXW terms will be applied for LCL.
- 2, Price validity period is 30 days.
- 3, Product quality warranty period is 1 year.
- 4, OEM is available.





## LY INTERNATIONAL ELECTRONICS CO.,LTD.



Room 1206, Aoyuan Business Building, No. 26 Jinlong Road Nansha District, Guangzhou China.

Skype: lyintlcorp; WhatsApp/WeChat: +86-13710702050

Tel: +86-20-39390663, Fax: +86-20-39390669

E-mail: sales@lyintl.com


Http://www.lyintl.com

Tabletop Speakers						
No.	Model	Product	Image	Short Description	MOQ (pcs)	Remarks
1	TS-3520	<a href="#">IP66 Waterproof Desktop PC Speaker</a>		Rated power: 20W Impedance: 8Ω Speaker driver: 5"+0.75" Waterproof IP66	200	
2	TS-3645	<a href="#">Desktop Active Studio Monitor Speaker</a>		Power handling: 45W + 28W Impedance: 8Ω 6.5"x1 Glass aramid woofer + 1"x1 Textile soft dome tweeter Input: RCA, balanced 1/4"TRS, balanced XLR Etched stainless steel mesh	200	

### Remarks:

- 1, Above prices are based on FOB terms for FCL order, EXW terms will be applied for LCL.
- 2, Price validity period is 30 days.
- 3, Product quality warranty period is 1 year.
- 4, OEM is available.

Subwoofers						
No.	Model	Product	Image	Short Description	MOQ (pcs)	Remarks
1	SUB-3010	<a href="#">300W Outdoor Weather-resistant Subwoofer Speaker</a>		Power handling (RMS): 300W program, 150W (IEEE 219) Impedance: 4 Ohms 10" graphite cone, rubber surround IP66 outdoor waterproof	150	
2	SUB-2008D	<a href="#">8" 150W Double Driver Powered Active Subwoofer</a>		Double 8" driver powered subwoofer (1x8" active, 1x8" passive) Piano lacquered wooden case Rated power: 150W (Max: 300W) Input sensitivity: 200mV T.H.D: <1% S/N: <87dB Frequency response: 40-160Hz Output noise: <2mV Net weight: 7.55Kg Product dimension: 267(W)x280(D)x305(H)mm	100	
3	SUB-2008DSP(D)	<a href="#">8" 150W Double Driver Powered Active Subwoofer</a>		Double 8" driver powered subwoofer (1x8" active, 1x8" passive) Piano lacquered wooden case Rated power: 150W (Max: 300W) Input sensitivity: 200mV T.H.D: <1% S/N: <87dB Frequency response: 40-160Hz Output noise: <2mV Net weight: 7.55Kg Product dimension: 267(W)x280(D)x305(H)mm  Built-in app Controlled DSP enhances bass Built-in native EQ adjustment iwoofer App Control Available	100	
4	SUB-2008DSP	<a href="#">8" 150W Triple Driver Powered Active Subwoofer with iWoofer App Controlled DSP EQ</a>		8" 150W (Max 300W) Triple powered active driver Built-in app Controlled DSP enhances bass Built-in native EQ adjustment iwoofer App Control Available	150	
5	SUB-2010DSP	<a href="#">10" 200W Triple Driver Powered Active Subwoofer with iWoofer App Controlled DSP EQ</a>		10" 200W (Max 500W) Triple powered active driver Built-in app Controlled DSP enhances bass Built-in native EQ adjustment iwoofer App Control Available	150	
6	SUB-2012DSP	<a href="#">12" 350W Triple Driver Powered Active Subwoofer with iWoofer App Controlled DSP EQ</a>		12" 350W (Max 800W) Triple powered active driver Built-in app Controlled DSP enhances bass Built-in native EQ adjustment iwoofer App Control Available	150	
7	SUB-2015DSP	<a href="#">15" 1000W Triple Driver Powered Active Subwoofer with iWoofer App Controlled DSP EQ</a>		15" 1000W (Max 2000W) Triple powered active driver Built-in app Controlled DSP enhances bass Built-in native EQ adjustment iwoofer App Control Available	150	
8	SUB-4080	<a href="#">6.5" 80W 70V/100V/8Ω Commercial Subwoofer Speaker</a>		Rated power: 80W Power taps: 10/20/40/80W/8Ω Line input: 70V/100V/8Ω 4 channel satellite speakers output Speaker driver: 6.5" Paper Cone, Rubber Surround	200	

8	SUB-SAT4 PACK	<a href="#">6.5" 80W 70V/100V/8Ω</a> <a href="#">Commercial Subwoofer and</a> <a href="#">Satellite Pack</a>		Rated power: 80W Power taps: 10/20/40/80W/8Ω Line input: 70V/100V/8Ω 4 channel satellite speakers output Subwoofer driver: 6.5" Paper Cone, Rubber Surround Satellite speaker: 3" paper cone, 10W rated power	200	
---	------------------	--	---	--	-----	--

**Remarks:**

- 1, Above prices are based on FOB terms for FCL order, EXW terms will be applied for LCL.
- 2, Price validity period is 30 days.
- 3, Product quality warranty period is 1 year.
- 4, OEM is available.