

LSC-606 (L-VCM6A/EN) 6 W Ceiling Loudspeaker with Fire Dome

- ✓ Superior sound and music reproduction
- ✓ Easy to install
- ✓ Simple power tapping
- ✓ Perfect for voice evacuation system
- ✓ EN 54-24 certified



General

This voice alarm ceiling loudspeaker is specifically designed for use in buildings where performance of systems for voice evacuation announcements is governed by regulations. It is designed for flush in suspended ceiling and ideal for even sound distribution. The appearance and neutral white RAL 9003 color have been selected to be unobtrusive in virtually all interiors. The fire dome increases protection of the cable termination.

Mounting

This loudspeaker can be directly installed at ceiling.

Power setting

The product comes with a ceramic connector for power tapping.

With Transformer: 100 V / 70 V line

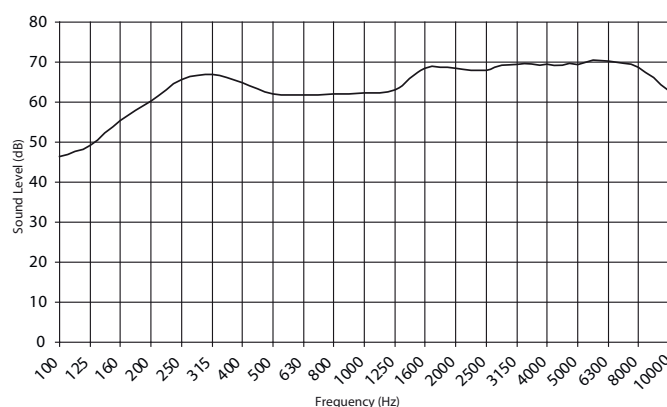
	Red wire plus tapping				Black
100 V	0.75 W	1.5 W	3 W	6 W	Com
70 V	0.375 W	0.75 W	1.5 W	3 W	Com
IMP (Ω)	13 K	6.7 K	3.3 K	1.7 K	

Dispersion Angles

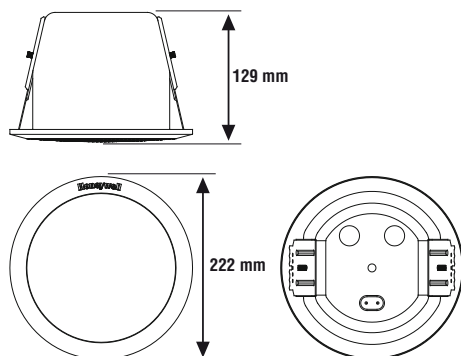
		Horizontal	Vertical
1 oktave pink noise	500 Hz	180 °	184 °
1 oktave pink noise	1 kHz	170 °	171 °
1 oktave pink noise	2 kHz	95 °	98 °
1 oktave pink noise	4 kHz	61 °	59 °

Frequency Response

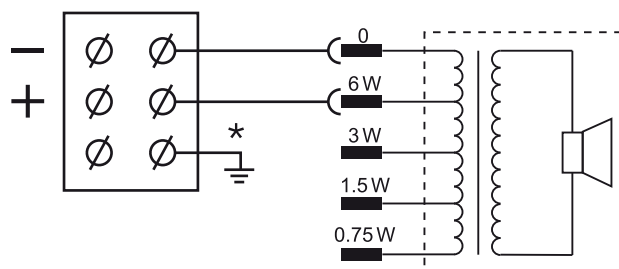
Frequency response at 100 V / 4 m / 1/3 oct. smoothing



Dimensions



Circuit Diagram



Technical Data

Rated power	6 W
Power tapping	6 / 3 / 1,5 / 0,75 W
Rated impedance	1.7 / 3.3 / 6.7 / 13 k Ω
SPL @ 1 W / 1 m (100 Hz ~ 10 kHz)	91 dB
SPL @ 6 W / 4 m (100 Hz ~ 10 kHz)	99 dB
Frequency range (- 10 dB)	170 ... 20000 Hz
Dispersion angle	170° (H), 171° (V) @ 1 kHz
Operating temperature	-25 °C ... 55 °C
Storage temperature	-40 °C ... 70 °C
Relative humidity	< 95 % non condensing
Material	Metal
Color (front grill / dome)	White, similar to (RAL 9003) / Red similar to (RAL 3000)
Weight	approx. 1,57 kg
Cut out size	(\varnothing min.) 195 mm
Dimensions	\varnothing : 222 mm D: 129 mm
Declaration of performance	CPR-DoP-2013002

Order information

Part No.

6 W ceiling loudspeaker with fire dome

LSC-606

Additional order information can be found in the product catalog "VAPA System VARIODYN D1"

* The reference axis is perpendicular to the centre point of the front grille

* The reference plane is perpendicular to the centre of the reference axis

* The horizontal plane is perpendicular to the centre of the reference plane

* The spec/date was measured using a standard baffle mounting in an anechoic chamber as described in EN 54-24